


# HITACHI

HEAT PUMPS

## Duct EZY Systems

Premium Packaged Ducted Systems

thinking of **you**



6 Year  
Warranty

Air  
Purifying  
Filters

Quiet

Heat  
and  
Cool

Energy  
Efficient



duct**EZY**  
design you can trust



thinking of **you**



## Hitachi Duct EZY

### Premium Packaged Ducted Systems

Relax in style as a concealed Hitachi premium inverter ducted unit quietly and effortlessly fills your home with comfort.

Duct EZY are professionally designed, premium ducted air conditioning packages. Coming complete with everything you need, you can now afford the luxury of home or office ducted air conditioning without the additional cost of a custom designed system.

This premium Inverter product boasts the power and features to ensure you receive absolutely reliable and efficient air conditioning all year round.



## Design you can Trust

Designing a ducted system is a specialised and very technical process. Duct EZY takes away the need for this by providing a pre-designed package with a specifically engineered duct kit ensuring optimum performance. Whether for the home, office or shop you can now, at an affordable price, enjoy the luxury of reliable ducted air conditioning.

### Key Benefits of a Duct EZY System

- Duct EZY now provides the opportunity to easily step up from single room air conditioning to the luxury of **total home** air conditioning at an **affordable price**.
- Duct EZY systems provide **discreet** air conditioning. Valuable wall space is preserved and diffusers can be discreetly positioned to fit around lighting and fixtures.
- Duct EZY systems are **quiet**, having installed noise levels better than wall mounted heat pumps of equivalent capacity.
- Duct EZY makes it simple, save on design and customisation costs with a **ready designed package** complete with a specifically engineered duct kit to ensure optimum performance.
- Many ducted systems under perform due to poor duct design. You're **secure** with Duct EZY as NZ's most experienced air conditioning company has done the design for you.
- Duct EZY systems have been designed for **easy installation** into existing premises often with no need for any additional post installation repairs within or outside your building.
- Duct EZY systems ensure **even air distribution**, within open areas or between more than one room, through our specially engineered duct kit.
- Duct EZY systems are **high quality** air conditioning systems and so reliable they come with Hitachi's industry leading '**Six Year Warranty**'.

# ductEZY

design you can trust

*Duct EZY are ready designed, premium ducted air conditioning packages. Now you can afford the luxury of home or office ducted air conditioning without the additional cost of a custom designed system.*



thinking of you

## Duct EZY Components

### Ducted Units

Hitachi ducted in-ceiling units are as quiet as equivalent capacity hi-wall units and come as an 8.0 or 11.2kW system (heating capacity). These units are capable of air conditioning up to three or four rooms respectively.



Ducted Units (RPI)

### Outdoor Units

Hitachi Premium Inverter outdoor units are very efficient and feature some of the most advanced inverter technology. They supply heating while outdoor temperatures are as low as  $-20^{\circ}\text{C}$  and cooling while outdoor temperatures are as high as  $+46^{\circ}\text{C}$ .



Outdoor Units (RAS-3 / RAS-4)

### Duct Kits

Duct Kits are made in New Zealand from the highest quality durable components. Duct Kits are ready designed to optimise airflow performance for each system and are supplied as a complete set.

Duct Kits include: round supply diffusers (3 in an 8.0kW package, 4 in an 11.2kW package), the option of either a single return grille (ideal for limited access and retrofits) or dual return grilles (ideal for new builds and suspended ceilings), plenums and the correct amount of ducting for the system (expansion kits are available to allow for longer duct lengths).



Duct Kit components

### Controls

Duct EZY systems come standard with Hitachi's high performance PC-ARF wall controller with LCD display. The PC-ARF has many supportive functions such as seven day schedule setting which allows you to set and forget, have it automatically start up before you wake and then switch off after you leave home.

Also available as an optional is the PC-LH3A Wireless Controller.



Wall Controller (PC-ARF)



Wireless Controller (PC-LH3A) optional

## Two Sizes

We offer Duct EZY systems in two capacities, either 8.0 or 11.2kW (heating). The 8.0kW system includes three supply air diffusers while the 11.2kW system comes with four. Either system can have single or dual return grilles. Depending on your needs this will allow you a range of air conditioning options, small bedrooms or offices will likely require only one diffuser outlet while living rooms and open plan areas may require more.

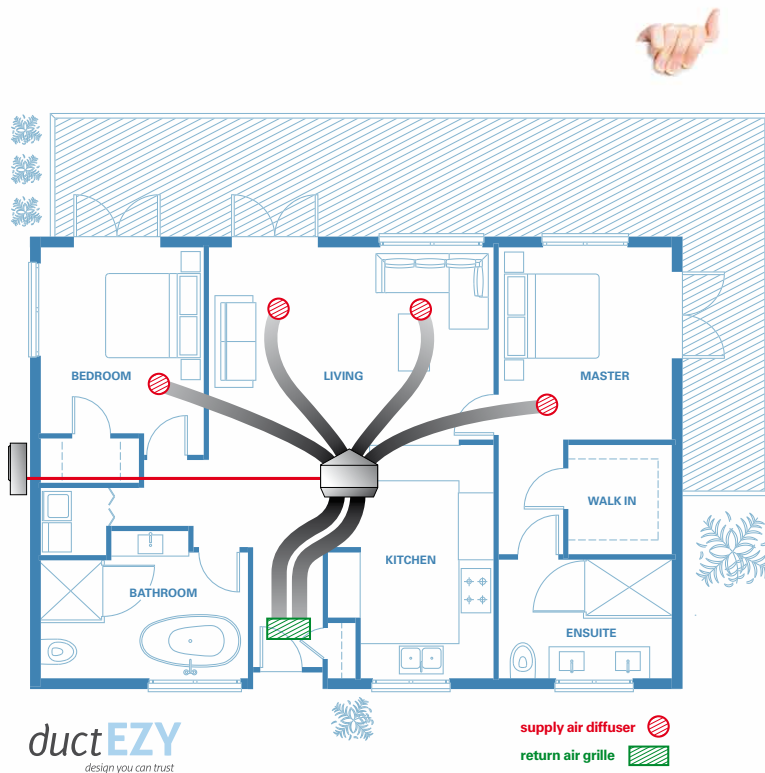
## Discreet

Duct EZY systems allow you the luxury of discreet air conditioning. The air handling unit is installed in the ceiling providing comfort you feel but can't see. Round ceiling diffusers can be discreetly positioned to complement or fit around lighting and existing fixtures.



## Quiet Operation

Duct EZY systems are not only discreet, but also quiet. Both the in-ceiling and outdoor unit have noise levels similar to wall mounted heat pump systems of equivalent capacity. Ducted in-ceiling units are installed in the roof space which allows for an even further reduction in noise levels.



ductEZY  
design you can trust

## Residential Applications

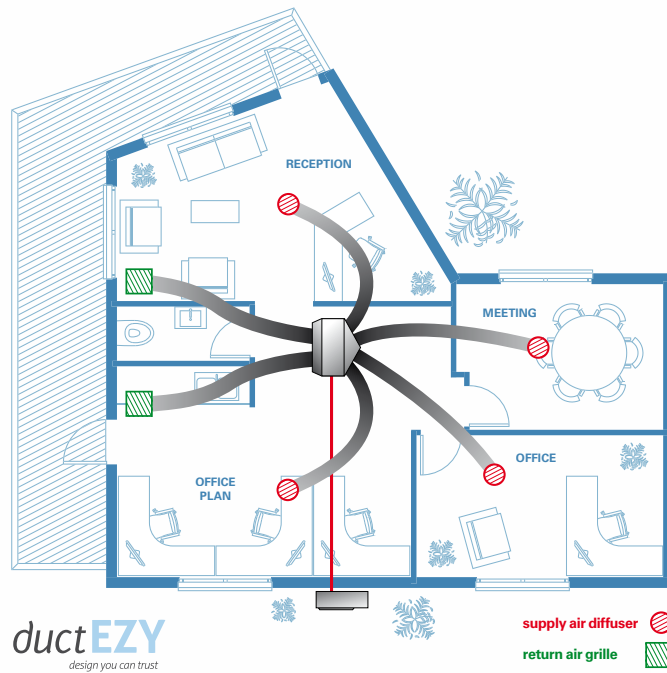
You may be in the process of considering the installation of a heat pump in your home. Now with Duct EZY there is a trusted, ready engineered and affordable option for air conditioning not only a single area but your entire home.

**You'll rest easy with Duct EZY.**

## Commercial Applications

Duct EZY is a perfect solution for small to medium commercial premises. Shops can benefit from discreet, evenly distributed air supply to open areas. Office buildings with both open areas and small offices require efficient air supply to all these spaces. For buildings with ceiling tiles an option with two 600mm x 600mm return air grilles is available.

In many cases office buildings may require multiple systems due to different heating and cooling requirements within the building. Duct EZY, with its offering of two different sized systems, is a reliable and economical solution.



**duct EZY**  
design you can trust

## Hassle Free Installation

Hitachi Duct EZY systems have been designed not only to ensure optimum performance but also a hassle free, seamless installation into new or existing buildings. With our single return grille option a rectangular hole is cut to size in the ceiling for insertion of a separable in-ceiling ducted unit, the hole is then used to house the return air diffuser. This process means there is often no need for any additional post installation repairs to either the inside or outside of your premises.

## Affordable

Duct EZY systems come already designed and packaged not needing any customisation. This makes them a more affordable alternative to other custom ducted systems.

## Quality Assured

Duct EZY are high quality air conditioning systems manufactured to the highest standards. You can trust in their absolute reliability, and to prove it Hitachi offers the industries best warranty, a 'Six Year Warranty' on all parts and labour subject to our normal terms and conditions. Terms and conditions at [www.temperzone.co.nz](http://www.temperzone.co.nz)



## Duct EZY Specifications

Product Indoor Unit / Outdoor Unit	Duct EZY 8kW RPI-3.0FSN2SQ / RAS-3HVNC	Duct EZY 11kW RPI-4.0FSN2SQ / RAS-4HVNC1
------------------------------------	---	---

### General Specifications

#### Capacity\*

Heating Capacity (kW)	8.0	11.2
Range (kW)	3.5 - 9.0	5.0 - 14.0
Cooling Capacity (kW)	7.1	10.0
Range (kW)	3.2 - 8.0	4.5 - 11.2

#### Efficiency

Power Consumption kW (Cooling)	2.16	2.55
Power Consumption kW (Heating)	2.32	2.47
AEER Cooling / ACOP Heating	2.97 / 3.58	3.45 / 4.02

#### Sound pressure levels

Sound Pressure Level IU dB(A) (Hi / Med / Low) †	46 / 44 / 40	48 / 45 / 41
Sound Pressure Level OU dB(A) (Cool / Heat / Night) †	48 / 50 / 46	52 / 54 / 50

#### Range of operation

Outdoor Operating Temp. (Cooling) °C db	-5 to +46	-5 to +46
Outdoor Operating Temp. (Heating) °C wb	-20 to +15	-20 to +15

#### Air outlet / inlet

Supply Air Duct: Diameter (mm) / Length (m)	250 / 3 (or 6: refer Expansion Kit below)	250 / 3 (or 6: refer Expansion Kit below)
Return Air Duct: Diameter (mm) / Length (m)	350 / 3	350 / 3
Air Outlets - RPD Diffusers (mm)	3 @ 250 Ø	4 @ 250 Ø
Air Inlet - Fixed Blade Grille (mm) (Single/Dual option)	1 @ 850 x 400 / 2 @ 600 x 600	1 @ 850 x 400 / 2 @ 600 x 600

#### Airflow

Fan Speeds	3	3
Ex Static Max (Pa)	120	120
Air Flow (l/s) Hi / Med / Low	483 / 433 / 333	600 / 550 / 416

#### Dimensions & weights

Dimensions IU (H x W x D mm)	350 x 1076 x 800	350 x 1076 x 800
Dimensions OU (H x W x D mm)	600 x 792 x 300	1140 x 950 x 370
Weight IU / OU (kg)	52 / 44	57 / 79

### Installer Specifications

#### Electrical

Interconnecting Wires (mains)	2C+E
Interconnecting Wires (comms)	Twist-Pair Cable with Shield, 0.75mm <sup>2</sup> min.
Max Current (Amps)	16

#### Installation

Pipe Connection Sizes: Liquid / Gas (mm)	15.88 / 9.52	15.88 / 9.52
Refrigerant Pipe Charge Length (m)	20	30
Max. Pipe Length (m)	50	70
Max. Pipe Lift (m) (OU above / OU below)	30 / 20	30 / 20

\*Japanese Industry Standard B8616. Refrigerant: R410A. † Sound Pressure Level is based on the following conditions, Indoor Units: 1.5m beneath the unit with discharge duct (2.0m) and return duct (1.0m); Outdoor Units: 1.0m from the unit service cover surface, and 1.5m from floor level.

## Package Contents

System	Indoor Unit	Outdoor Unit	Plenums**	Duct Lengths	Supply Diffuser	Return Grille	Controller
Duct EZY 8kW	RPI-3.0FSN2SQ	RAS-3HVNC	1 x supply (3 spigots) 1 x return (2 spigots)	3 x supply* 2 x return*	3 x RPD*	1 or 2 fixed blade*	1 x PC-ARF
Duct EZY 11kW	RPI-4.0FSN2SQ	RAS-4HVNC1	1 x supply (4 spigots) 1 x return (2 spigots)	4 x supply* 2 x return*	4 x RPD*	1 or 2 fixed blade*	1 x PC-ARF

\*See the above specification table for sizing. \*\*For attachment to Indoor unit.

## Duct Expansion Kits - Optional

Duct EZY 8kW - Duct Expansion Kit	Doubles the duct length to one supply air diffuser / Manual dampers for short ducts
Duct EZY 11kW - Duct Expansion Kit	Doubles the duct length to two supply air diffusers / Manual dampers for short ducts



Temperzone Ltd, a Kiwi company established in 1956, distributes Hitachi Heat Pumps throughout New Zealand and is the largest air conditioning manufacturer and exporter in Australasia. Hitachi Heat Pumps from temperzone have a 6 year warranty on all parts and labour\* - New Zealand's longest. It's a comfort to know temperzone confidently guarantee's the quality of these products.

\*Refer to Hitachi Warranty for full details