

HWP c/w UC8 Client Wiring Schematic

MARKETING SERVICES 29.6.16 Revision D

HWP Unit

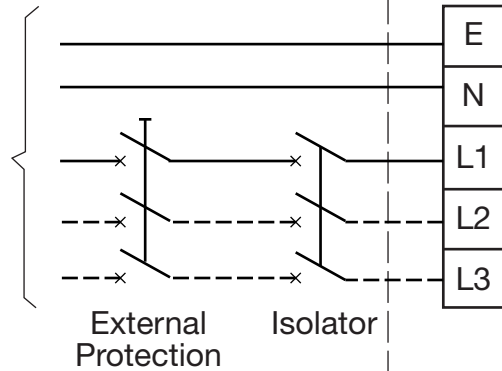
Control - shielded twin twisted pair 4 core (201-000-399)

Room T/stat Options

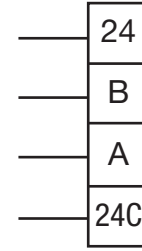
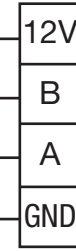
SAT-3

TZT-100

Power Supply
1Ø (2 core+E)
or
3Ø (4 core+E)
depending on unit

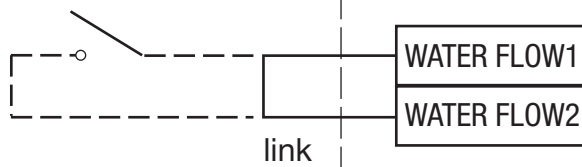


UC8

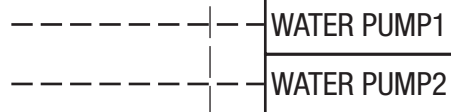


12V DC option*

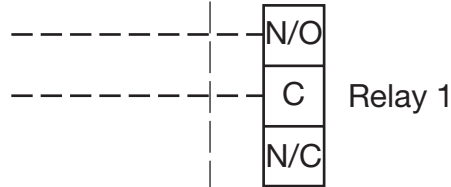
Optional **Water Flow Verification switch** (normally open) (remove link if used)



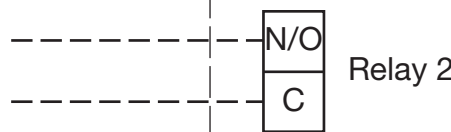
Optional **Circulating Pump Control output** AC only, max. 0.25A RMS (voltage free solid state relay contacts)



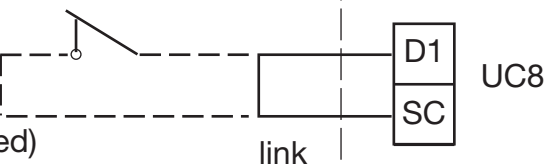
Optional **Open/Close Flow Valve output** (voltage free dry relay contacts)



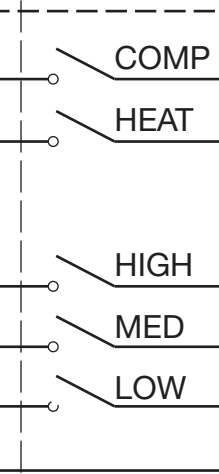
Optional **Condensate Lift-Pump output** (voltage free dry relay contacts)



Optional **Condensate Drain Tray float switch** (normally closed) (remove link if used)



UC8



Alternative compatible 3 speed thermostat or BMS (independently powered)

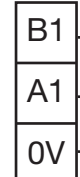
24V AC option*

*Use either option; NOT both.

UC8



UC8



Control - shielded twisted pair 2 core + screen (201-000-315)

