




Air Cooled Packaged Units Technical Data

OPA 1400 Eco Ultra



Cooling Capacity
17.4kW - 148kW

Heating Capacity
14.2kW -133kW

Air Cooled Packaged Units

Contents



OPA 1400 ECO ULTRA	3	PERFORMANCE DATA	7
General	3	Cooling Capacity (kW)	7
Applications	4	Reheat Capacity (kW)	12
Features	4	Heating Capacity (kW)	12
Energy Efficient Refrigerant R410A	4	Air Handling	14
Better Comfort	4	Sound Levels	15
Intelligence	4	DIMENSIONS (mm)	16
Quiet	4	Horizontal Supply & Return Air	16
Insulation	4	Economiser & Fresh Air	17
Durable	4	Configurations	18
Lower Installation Costs	4	SPECIFICATIONS	19
Self Diagnostics	4		
Refrigeration System	4		
Electrical System	5		
System Protection Features	5		
Economiser Option	5		
Controller	5		
Reheat Coil Control	5		
Indoor Air Fans	6		
Outdoor Air Fans	6		
Ease of Maintenance	6		
Optional Equipment	6		

Air Cooled Packaged Units

OPA 1400 Eco Ultra



Eco Ultra Packaged rooftop HVAC units provide the ultimate flexibility and performance demanded in open plan commercial environments.

Key benefits:

- energy efficiency
- patent pending humidity control
- adaptive controls to suit changing ambient conditions
- low start-up current
- wide operating range: -15°C to $+50^{\circ}\text{C}$ ambient conditions
- noise isolation from occupied areas
- ease of fresh air integration
- reliability and durability inherent in a Temperzone assembled packaged unit



Air Cooled Packaged Units

OPA 1400 Eco Ultra



Applications

Specifically developed for air conditioning of large commercial premises eg retail warehouses, supermarkets, shopping malls and auditoriums

FEATURES

Energy Efficient

- As most air conditioners operate at part load for the vast majority of the time, it makes sense for each unit to incorporate four inverter scroll compressors which are very efficient at part load.
- Part load efficiency can be even further enhanced by indoor fan part load operation at low loads (75% airflow equates to 55% power use).
- Each plug fan incorporates a high efficiency electronically commutated (EC) motor (up to 25% efficiency; significantly better than belt drive centrifugal fans).
- Large heat exchange coils incorporate inner grooved (rifled) tube for better heat transfer.

Better Comfort

- Eco ULTRA variable speed technology enables fine tuning of the system – which ultimately delivers temperature stability and therefore better comfort to the occupants in the air conditioned space.

Intelligence

- Eco ULTRA incorporates intelligent technology. Its software understands the surrounding environment and self-adjusts to generate required temperature and humidity levels.
- Operates to maximise part-load efficiency and maximise reliability.

Quiet

- Generous use of insulation, load sensitive variable speed fans and chamber enclosed compressors ensures a quiet unit.
- A large aperture supply spigot reduces exit velocities and therefore less noise down ductwork.

Insulation

- Closed cell foam insulation is used in indoor air section to ensure no particles in air stream, and in the outdoor air section to reduce sound and condensation.
- The insulation is foil faced & meets fire test standards AS1530.3 (1989) & BS 476 parts 6 & 7.

Durable

- The cabinet and drain tray are constructed from high grade galvanized steel-polyester powdered coated (Grey) for all weather protection.
- External fasteners are stainless steel.
- Mounting rails are hot dipped galvanised.
- Heat exchange coils comprise aluminium plate fins on mechanically expanded rifled copper tube.
- Coil fins are epoxy coated for extra protection in corrosive environments ie salt laden sea air. Indoor coil fins are also epoxy coated. Outdoor air coil protection guards are supplied as standard. These guards are effective protection against hail damage and are removable to enable easy coil cleaning.
- Fan motor bearings are sealed for life so as not to incur regular maintenance.

Lower Installation Costs

- A low start-up current means lower infrastructure costs for cabling and transformers.

Self Diagnostics

- The unit is easy to maintain and service thanks to its smart control interface with easy to read LCD display.
- System operation information is displayed, such as: high/low pressures, system temperatures, supply air volume, fault codes. No need to connect pressure gauges.

REFRIGERATION SYSTEM

- Four independent refrigeration systems to provide the flexibility and economy of four stage operation i.e. utilizing one to four systems as conditions vary plus staggered starting (25%-100% range). 50% redundancy is also achievable for critical applications.

Air Cooled Packaged Units

OPA 1400 Eco Ultra



- Each high efficiency inverter scroll type compressor is soft starting, hermetically sealed, quiet running and supported on rubber mounts to minimize noise and vibration.
- Factory charged with R410A refrigerant which is deemed to have zero ozone depletion potential.
- Electronic expansion valves (EEV) accurately control the flow of refrigerant, responding to variable load demand and protecting the compressors for increased longevity.

ELECTRICAL SYSTEM

- 3 phase 400V ac 50Hz with neutral & earth (Contact Temperzone for neutral free applications).
- Control panel is fully wired ready to accept the main power supply and controls cable.

SYSTEM PROTECTION FEATURES

- HP & LP loss of refrigerant protection.
- Anti rapid cycle timer/internal overload for compressor protection.
- Circuit breakers on all systems.
- Automatic de-ice cycle.
- Frost protection on cooling cycle.
- Sensor fault indication.
- Crankcase heater prevents liquid refrigerant condensing in the compressors during the "off" cycle.
- Compressor minimum run time to ensure oil return.
- Automatic oil flush cycle to protect compressors.
- External power isolation switch.
- Self diagnostic reporting.

ECONOMISER OPTION

- An Economiser option is available to lower operating costs during the cooling cycle. This includes Return Air and Outside Air motorised dampers and a weathercowl to shield from the rain.
- Temperature and humidity sensors fitted with this option allow the controller to determine whether its is more efficient to use the air returning from the space or the air from outside. An alternate way of exhausting air may be required when operating on 100% fresh air (ie spill air option).

CONTROLLER

- Patent pending control strategy designed to be flexible, comprehensive and user friendly.
- Fully integrated Carel c.PCO master controller (customised by Temperzone) to control every function of the unit – including Return air sensor, Supply air sensor, Room air sensor and Outdoor air sensor/dampers with the Economiser option.
- Each of the four systems is individually controlled by its own UC8 controller.

There are four Quick Start settings to suit your application:

1. Standard mode - optimised for average/comfort climate conditions
2. High Efficiency mode
3. High Performance mode
4. Custom User-Defined mode

The master controller provides uninterrupted heating, thanks to the controller which manages when each system goes into de-ice. A preheat delay minimises cold drafts on start-up in the heating cycle.

- Master controller is BMS compatible with common communication protocols (eg Modbus, BACnet)
- Constant or continuously variable supply air volume set-up
- Remote/stop start and fire alarms
- 24/7 day time clock scheduler with programmable operating times (two on/off cycles per day). 12 special event days.
- Programmable for daylight saving time.

REHEAT COIL CONTROL

The Reheat Coil option enables increased humidity control which is important for some applications, eg supermarkets. This OPA 1400 option features:

- 3 way modulation valve allows precise control over reheat capacity. This allows accurate control of the Supply Air when required.
- Modulating valve eliminates variability caused by differences in outdoor temperature and indoor airflow, thereby enabling the correct amount of reheat when required. Such an outcome would not be possible with a traditional reheat system.

Air Cooled Packaged Units

OPA 1400 Eco Ultra



INDOOR AIR FANS

Efficient

- Each plug fan incorporates a high efficiency EC motor (up to 25% more efficient than belt drive centrifugal fans).

Performance

- Backward curved plug fans enable fine tuning of the air flow to match the application requirements. Constant air flow is standard for improved comfort and efficiency. Fan performance can be Modbus monitored.

Quiet

- Each motor can vary from zero to full speed. This allows slow ramp up with no sudden noise change.

Low Maintenance

- Commissioning and maintenance costs are reduced through use of a fan that doesn't require a pulley (no belt dust) and belt adjustment or changes like traditional fans.

Soft Starting

- EC motors are soft starting and therefore low in-rush current.

Control Option

- Fixed and stable air flows are achieved through use of a differential air pressure transducer to compensate for varying duct static caused by dirty filters or modulating dampers. Commissioning and air balancing is thereby made easier.

OUTDOOR AIR FANS

- Outdoor fans are variable speed high efficiency EC motor type.
- High ambient rating/humidity protection, ensuring their suitability to the harshness of the Australian and New Zealand climate.
- Eco ULTRA's smart controller adjusts the fan speed to suit the operating conditions.
- EC fans contribute to increasing the overall efficiency of an application. Keeping the refrigerant pressure constant (rather than having it rise and fall as fans switch on and off) has been found to reduce compressor loads.

EASE OF MAINTENANCE

- Smart control interface for display of fault codes.
- Slide rails enable easy filter replacement.
- Access doors are hinged for easy access.
- Built-in sloping drain trays minimise pooling of water when unit is installed level.
- Factory fitted isolation switch.
- No maintenance indoor air fan type.
- Single phase power socket for running auxiliary equipment.
- Outdoor coils feature external access drain trays for easy cleaning.

OPTIONAL EQUIPMENT

1. Factory fitted Reheat coil for humidity control.
2. Filters rated G4 to AS 1324.1:2001.
3. Factory fitted economiser -includes dampers, weatherhood, temperature and humidity sensors.
4. Adjustable fresh air damper & weather hood.
5. High static outdoor air fans (60Pa) for ducted applications.
6. Multiple handing options (refer Configurations p.15).
7. pGDX Touch Wall Control Interface (available as Dual Option).

A summary list of Features is shown on pages 19 & 20.

Air Cooled Packaged units

Eco ULTRA Performance Data



COOLING CAPACITY (KW)

TC = Total Capacity (kW).

SC = Sensible Heat Capacity (kW).

PI = Power Input (kW)

○ = Nominal Capacity (kW) @ load specified

Note: Capacities are **gross** and do not include allowance for fan motor heat loss.

OPA 1400 Eco ULTRA @Maximum Capacity (6 800 l/s)

Indoor coil E.A.T.

Outdoor coil entering air temperature (E.A.T.) °C D.B.

D.B. °C	W.B. °C	23			27			31			35			39			43		
		TC	SC	PI	TC	SC	PI	TC	SC	PI	TC	SC	PI	TC	SC	PI	TC	SC	PI
21	14	144.0	112.8	44.2	138.4	110.8	47.1	132.3	108.1	50.3	125.6	104.8	53.8	118.4	100.8	57.8	110.8	96.1	62.2
	15	149.5	104.2	44.6	143.7	102.2	47.5	137.4	99.6	50.7	130.5	96.4	54.2	123.0	92.5	58.2	115.1	88.1	62.7
	16	155.2	94.4	44.9	149.1	92.3	47.9	142.6	89.7	51.1	135.4	86.6	54.7	127.7	83.0	58.7	119.5	78.8	63.1
	17	160.9	83.0	45.3	154.7	80.9	48.3	147.9	78.3	51.6	140.5	75.4	55.2	132.6	72.0	59.2	124.1	68.1	63.6
23	15	148.7	122.2	44.5	143.0	120.1	47.4	136.6	117.4	50.6	129.8	114.0	54.2	122.4	109.7	58.1	114.5	104.7	62.6
	16	153.5	114.0	44.8	147.6	112.0	47.8	141.1	109.3	51.0	134.0	105.9	54.6	126.4	101.8	58.5	118.3	97.1	63.0
	17	159.3	105.2	45.2	153.1	103.2	48.2	146.4	100.5	51.4	139.0	97.2	55.0	131.2	93.4	59.0	122.8	88.9	63.5
	18	165.1	95.1	45.6	158.7	93.0	48.6	151.8	90.4	51.9	144.2	87.2	55.5	136.1	83.5	59.5	127.4	79.3	64.0
27	18	164.3	133.4	45.5	157.9	131.3	48.5	151.0	128.5	51.8	143.5	124.8	55.4	135.4	120.4	59.4	126.7	115.0	63.9
	19	169.4	125.8	45.8	162.9	123.7	48.9	155.7	120.9	52.2	148.0	117.3	55.8	139.6	113.0	59.9	130.7	107.9	64.3
	20	174.7	117.2	46.2	167.9	115.0	49.3	160.5	112.2	52.6	152.6	108.7	56.3	144.0	104.6	60.3	134.9	99.8	64.8
	22	185.5	96.1	46.8	178.3	93.9	50.0	170.5	91.2	53.4	162.0	88.0	57.1	153.0	84.3	61.2	143.3	80.0	65.7
31	21	181.8	145.6	46.6	174.8	143.5	49.7	167.1	140.5	53.1	158.8	136.7	56.8	150.0	131.9	60.9	140.5	126.3	65.4
	22	186.4	137.8	46.8	179.2	135.6	50.0	171.3	132.7	53.5	162.8	128.9	57.2	153.8	124.3	61.3	144.0	118.9	65.8
	23	191.0	129.0	47.1	183.6	126.8	50.3	175.6	123.9	53.8	166.9	120.2	57.5	157.6	115.8	61.6	147.7	110.7	66.2
	25	201.5	108.8	47.7	193.7	106.5	51.0	185.3	103.6	54.5	176.1	100.2	58.3	166.3	96.2	62.5	155.9	91.6	67.1

Air Cooled Packaged units

Eco ULTRA Performance Data at part load



OPA 1400 Eco ULTRA @Nominal Capacity (6 800 l/s)

Indoor coil E.A.T.

Outdoor coil entering air temperature (E.A.T.) °C D.B.

D.B. °C	W.B. °C	23			27			31			35			39			43		
		TC	SC	PI	TC	SC	PI	TC	SC	PI	TC	SC	PI	TC	SC	PI	TC	SC	PI
21	14	124.3	106.5	32.0	122.7	106.7	34.2	119.0	104.6	36.5	113.4	101.2	39.0	105.8	96.0	41.8	96.6	88.4	44.8
	15	128.9	98.6	32.2	127.2	98.6	34.4	123.3	96.4	36.8	117.7	93.2	39.4	109.9	88.3	42.1	100.3	81.3	45.2
	16	133.6	89.5	32.4	131.9	89.2	34.7	127.9	87.0	37.1	122.1	84.0	39.7	114.0	79.3	42.5	104.2	72.9	45.5
	17	138.4	78.9	32.6	136.6	78.5	34.9	132.5	76.3	37.4	126.6	73.4	40.0	118.2	69.1	42.8	108.0	63.3	45.9
23	15	127.0	111.6	32.2	125.3	112.0	34.4	122.1	110.4	36.8	116.3	107.0	39.3	109.4	102.2	42.1	100.0	94.8	45.1
	16	130.9	104.2	32.3	129.2	104.5	34.6	126.0	102.9	37.0	120.1	99.6	39.6	112.9	95.0	42.4	103.2	88.1	45.4
	17	135.6	96.4	32.5	134.0	96.4	34.8	130.6	94.8	37.3	124.4	91.5	39.9	117.1	87.2	42.7	107.1	80.7	45.8
	18	140.5	87.3	32.7	138.7	87.1	35.1	135.2	85.4	37.6	129.0	82.3	40.2	121.4	78.3	43.1	111.0	72.3	46.2
27	18	138.2	117.4	32.7	136.6	117.3	35.0	133.2	115.6	37.5	126.7	112.3	40.2	120.2	106.6	43.0	110.3	99.7	46.1
	19	142.4	110.8	32.8	140.7	110.5	35.2	137.3	108.9	37.8	130.6	105.6	40.4	123.9	100.2	43.3	113.8	93.7	46.5
	20	146.6	103.3	33.0	144.9	102.9	35.4	141.4	101.2	38.0	134.5	98.0	40.7	127.6	92.9	43.6	117.3	86.8	46.8
	22	155.3	85.2	33.2	153.5	84.4	35.8	149.9	82.7	38.4	142.7	79.8	41.2	135.4	75.3	44.2	124.5	70.0	47.4
31	21	149.7	130.6	33.1	148.0	130.6	35.7	144.1	128.9	38.3	138.4	125.1	41.1	130.6	119.7	44.0	121.1	112.1	47.2
	22	153.2	123.7	33.2	151.5	123.6	35.8	147.6	121.9	38.5	141.9	118.2	41.3	133.8	112.9	44.3	124.1	105.7	47.5
	23	157.0	115.9	33.3	155.2	115.6	36.0	151.2	113.9	38.7	145.3	110.3	41.5	137.0	105.4	44.5	127.2	98.5	47.8
	25	165.2	98.2	33.5	163.4	97.5	36.3	159.2	95.7	39.1	153.1	92.4	42.0	144.4	87.9	45.1	134.1	82.0	48.4

OPA 1400 Eco ULTRA @ 90% Nominal Capacity (6 800 l/s)

Indoor coil E.A.T.

Outdoor coil entering air temperature (E.A.T.) °C D.B.

D.B. °C	W.B. °C	23			27			31			35			39			43		
		TC	SC	PI	TC	SC	PI	TC	SC	PI	TC	SC	PI	TC	SC	PI	TC	SC	PI
21	14	114.6	95.6	26.6	110.4	94.0	28.5	105.6	91.7	30.5	100.4	88.8	32.6	94.7	85.4	34.9	88.6	81.3	37.4
	15	118.8	88.9	26.7	114.4	87.2	28.7	109.5	84.9	30.7	104.1	82.2	32.9	98.3	78.9	35.2	92.0	75.0	37.7
	16	123.0	81.1	26.9	118.5	79.4	28.8	113.4	77.2	30.9	107.9	74.5	33.1	101.9	71.3	35.4	95.4	67.7	38.0
	17	127.3	72.2	27.0	122.7	70.4	29.0	117.5	68.2	31.1	111.8	65.7	33.3	105.6	62.7	35.7	99.0	59.3	38.3
23	15	118.2	103.1	26.7	113.8	101.4	28.7	108.9	99.1	30.7	103.6	96.2	32.8	97.8	92.6	35.1	91.5	88.3	37.6
	16	121.8	96.7	26.8	117.3	95.0	28.8	112.3	92.7	30.9	106.8	89.8	33.0	100.9	86.4	35.4	94.5	82.3	37.9
	17	126.1	89.8	26.9	121.5	88.1	29.0	116.3	85.8	31.1	110.7	83.0	33.3	104.5	79.7	35.6	98.0	75.8	38.2
	18	130.5	81.9	27.0	125.7	80.1	29.1	120.4	77.9	31.2	114.6	75.2	33.5	108.3	72.0	35.9	101.5	68.4	38.5
27	18	129.8	112.1	27.0	125.1	110.5	29.1	119.8	108.1	31.2	114.0	105.0	33.5	107.8	101.3	35.9	101.0	96.8	38.4
	19	133.7	106.2	27.1	128.8	104.5	29.2	123.4	102.1	31.4	117.5	99.1	33.7	111.0	95.5	36.1	104.1	91.2	38.7
	20	137.6	99.4	27.2	132.6	97.7	29.3	127.0	95.3	31.5	120.9	92.4	33.9	114.4	88.9	36.3	107.3	84.8	39.0
	22	145.6	83.1	27.3	140.3	81.2	29.5	134.5	78.9	31.8	128.1	76.2	34.2	121.2	73.0	36.8	113.8	69.3	39.5
31	21	142.9	121.9	27.2	137.7	120.2	29.5	132.0	117.8	31.7	125.7	114.6	34.1	118.9	110.7	36.6	111.6	106.0	39.3
	22	146.3	115.8	27.3	141.0	114.0	29.5	135.1	111.6	31.9	128.7	108.5	34.3	121.8	104.7	36.8	114.3	100.2	39.5
	23	149.7	108.9	27.3	144.3	107.2	29.6	138.3	104.8	32.0	131.8	101.7	34.4	124.7	98.1	37.0	117.1	93.8	39.7
	25	157.5	93.2	27.4	151.8	91.4	29.8	145.6	89.0	32.2	138.7	86.1	34.7	131.3	82.8	37.4	123.4	78.9	40.2

Air Cooled Packaged units

Eco ULTRA Performance Data at part load



OPA 1400 Eco ULTRA @ 80% Nominal Capacity (6 800 l/s)

Indoor coil E.A.T.

Outdoor coil entering air temperature (E.A.T.) °C D.B.

D.B. °C	W.B. °C	23			27			31			35			39			43		
		TC	SC	PI	TC	SC	PI	TC	SC	PI	TC	SC	PI	TC	SC	PI	TC	SC	PI
21	14	101.6	92.5	22.6	98.1	91.0	24.3	94.1	88.9	26.0	89.7	86.2	27.9	84.8	81.8	29.9	79.6	76.6	32.0
	15	105.2	86.8	22.6	101.5	85.2	24.4	97.4	83.1	26.2	92.9	80.4	28.1	87.9	77.3	30.1	82.6	73.6	32.3
	16	108.8	80.1	22.7	105.1	78.5	24.5	100.9	76.3	26.3	96.2	73.8	28.2	91.1	70.7	30.3	85.6	67.2	32.5
	17	112.6	72.5	22.7	108.7	70.8	24.5	104.4	68.6	26.4	99.6	66.1	28.4	94.3	63.2	30.5	88.7	59.9	32.7
23	15	104.7	99.4	22.6	101.0	97.8	24.4	97.0	93.9	26.2	92.4	89.4	28.1	87.5	84.5	30.1	82.1	79.1	32.2
	16	107.8	93.8	22.6	104.1	92.3	24.4	99.9	90.1	26.3	95.3	87.4	28.2	90.2	84.1	30.2	84.7	80.3	32.4
	17	111.5	88.0	22.7	107.7	86.3	24.5	103.4	84.2	26.4	98.6	81.5	28.4	93.4	78.4	30.4	87.8	74.7	32.7
	18	115.3	81.2	22.7	111.4	79.5	24.6	106.9	77.4	26.5	102.0	74.7	28.5	96.7	71.7	30.6	90.9	68.2	32.9
27	18	114.8	107.9	22.7	110.8	106.4	24.6	106.4	103.4	26.5	101.5	98.5	28.5	96.2	93.2	30.6	90.5	87.4	32.9
	19	118.1	102.9	22.7	114.0	101.3	24.6	109.5	99.1	26.6	104.5	96.3	28.6	99.1	92.8	30.8	93.2	88.8	33.0
	20	121.4	97.1	22.7	117.3	95.4	24.7	112.7	93.2	26.7	107.6	90.5	28.8	102.0	87.1	30.9	96.0	83.2	33.2
	22	128.4	83.1	22.7	124.0	81.3	24.8	119.2	79.1	26.9	113.8	76.4	29.0	108.0	73.3	31.2	101.7	69.8	33.6
31	21	126.0	117.2	22.7	121.7	115.6	24.7	117.0	113.4	26.8	111.7	108.7	28.9	106.0	102.9	31.1	99.8	96.7	33.5
	22	128.9	112.0	22.7	124.6	110.4	24.8	119.7	108.1	26.9	114.3	105.2	29.0	108.5	101.6	31.3	102.2	97.4	33.6
	23	131.9	106.2	22.7	127.4	104.5	24.8	122.5	102.2	26.9	117.0	99.3	29.1	111.0	95.9	31.4	104.6	91.8	33.8
	25	138.6	92.8	22.6	133.9	90.9	24.8	128.7	88.6	27.0	123.0	85.9	29.3	116.8	82.6	31.7	110.1	78.9	34.1

OPA 1400 Eco ULTRA @ 70% Nominal Capacity (6 800 l/s)

Indoor coil E.A.T.

Outdoor coil entering air temperature (E.A.T.) °C D.B.

D.B. °C	W.B. °C	23			27			31			35			39			43		
		TC	SC	PI	TC	SC	PI	TC	SC	PI	TC	SC	PI	TC	SC	PI	TC	SC	PI
21	14	88.2	84.3	18.8	85.4	82.4	20.3	82.2	79.2	21.8	78.7	75.7	23.3	74.8	71.8	25.0	70.5	67.5	26.8
	15	91.2	79.4	18.8	88.4	78.2	20.3	85.1	76.4	21.9	81.5	74.2	23.5	77.5	71.6	25.1	73.1	68.5	26.9
	16	94.3	73.8	18.8	91.4	72.4	20.3	88.0	70.6	21.9	84.3	68.5	23.6	80.2	65.9	25.3	75.7	62.9	27.1
	17	97.5	67.3	18.7	94.5	65.8	20.4	91.0	64.0	22.0	87.2	61.9	23.7	83.0	59.4	25.4	78.4	56.5	27.3
23	15	90.8	87.7	18.8	87.9	84.9	20.3	84.7	81.7	21.8	81.1	78.0	23.4	77.1	74.0	25.1	72.7	69.7	26.9
	16	93.4	85.6	18.8	90.5	84.4	20.3	87.2	82.6	21.9	83.5	80.4	23.5	79.4	76.4	25.2	75.0	71.9	27.0
	17	96.6	80.6	18.7	93.6	79.3	20.4	90.2	77.6	22.0	86.4	75.3	23.6	82.2	72.7	25.4	77.6	69.5	27.2
	18	99.8	74.9	18.7	96.7	73.5	20.4	93.2	71.7	22.0	89.3	69.5	23.7	85.0	66.9	25.5	80.3	63.9	27.4
27	18	99.3	96.3	18.7	96.3	93.2	20.4	92.8	89.7	22.0	88.9	85.8	23.7	84.6	81.5	25.5	79.9	76.9	27.4
	19	102.1	93.7	18.7	99.0	92.5	20.4	95.4	90.7	22.1	91.4	88.4	23.8	87.0	84.0	25.6	82.3	79.2	27.5
	20	105.0	88.8	18.6	101.8	87.5	20.4	98.1	85.7	22.1	94.0	83.4	23.9	89.5	80.6	25.7	84.7	77.3	27.6
	22	110.8	76.9	18.5	107.4	75.4	20.3	103.6	73.5	22.1	99.3	71.3	24.0	94.7	68.6	25.9	89.6	65.6	27.9
31	21	108.9	105.8	18.5	105.5	102.5	20.3	101.7	98.7	22.1	97.5	94.5	24.0	92.9	89.9	25.8	87.9	84.9	27.8
	22	111.3	101.9	18.5	107.9	100.6	20.3	104.1	98.8	22.1	99.8	96.4	24.0	95.1	92.1	25.9	90.0	87.0	27.9
	23	113.8	96.9	18.4	110.4	95.6	20.3	106.4	93.7	22.2	102.1	91.4	24.0	97.3	88.5	26.0	92.1	85.0	28.0
	25	119.5	85.5	18.3	115.8	84.1	20.2	111.7	82.1	22.2	107.2	79.8	24.1	102.2	77.0	26.1	96.8	73.8	28.2

Air Cooled Packaged units

Eco ULTRA Performance Data at part load



OPA 1400 Eco ULTRA @ 60% Nominal Capacity (6 800 l/s)

Indoor coil E.A.T.

Outdoor coil entering air temperature (E.A.T.) °C D.B.

D.B. °C	W.B. °C	23			27			31			35			39			43		
		TC	SC	PI	TC	SC	PI	TC	SC	PI	TC	SC	PI	TC	SC	PI	TC	SC	PI
21	14	75.1	71.4	15.8	73.0	70.0	17.2	70.5	67.5	18.5	67.7	64.7	19.9	64.6	61.5	21.4	61.1	58.1	22.9
	15	77.6	67.2	15.7	75.5	66.3	17.1	72.9	65.1	18.5	70.1	63.4	20.0	66.8	61.3	21.4	63.3	58.9	23.0
	16	80.2	62.3	15.7	78.0	61.3	17.1	75.4	60.0	18.6	72.4	58.4	20.0	69.1	56.4	21.5	65.5	54.0	23.1
	17	82.8	56.7	15.6	80.5	55.7	17.1	77.9	54.3	18.6	74.8	52.7	20.1	71.5	50.7	21.6	67.8	48.5	23.2
23	15	77.3	74.2	15.8	75.1	72.1	17.1	72.6	69.5	18.5	69.7	66.7	19.9	66.5	63.5	21.4	63.0	60.0	23.0
	16	79.5	72.4	15.7	77.3	71.6	17.1	74.7	70.3	18.5	71.7	68.7	20.0	68.5	65.4	21.5	64.9	61.8	23.1
	17	82.1	68.1	15.6	79.8	67.2	17.1	77.2	65.9	18.6	74.1	64.3	20.0	70.8	62.2	21.6	67.1	59.7	23.2
	18	84.7	63.1	15.5	82.4	62.2	17.1	79.7	60.9	18.6	76.6	59.2	20.1	73.2	57.2	21.7	69.4	54.8	23.3
27	18	84.4	81.3	15.6	82.0	79.0	17.1	79.3	76.3	18.6	76.2	73.2	20.1	72.8	69.8	21.6	69.1	66.0	23.3
	19	86.7	79.1	15.5	84.3	78.3	17.0	81.5	77.0	18.6	78.4	75.3	20.1	74.9	71.9	21.7	71.1	68.0	23.4
	20	89.0	74.8	15.4	86.6	74.0	17.0	83.8	72.7	18.5	80.5	71.0	20.1	77.0	68.9	21.8	73.1	66.3	23.5
	22	93.9	64.7	15.2	91.3	63.6	16.8	88.3	62.3	18.5	85.0	60.5	20.2	81.3	58.5	21.9	77.2	56.1	23.6
31	21	92.2	89.2	15.2	89.7	86.7	16.9	86.8	83.7	18.5	83.5	80.5	20.1	79.8	76.8	21.8	75.8	72.8	23.6
	22	94.3	85.8	15.1	91.7	85.0	16.8	88.7	83.8	18.5	85.4	82.1	20.2	81.6	78.6	21.9	77.6	74.5	23.6
	23	96.3	81.5	15.0	93.7	80.7	16.8	90.7	79.4	18.5	87.3	77.7	20.2	83.5	75.5	21.9	79.3	72.8	23.7
	25	101.0	71.8	14.8	98.2	70.8	16.6	95.1	69.4	18.4	91.5	67.7	20.1	87.6	65.6	21.9	83.3	63.1	23.8

Air Cooled Packaged units

Eco ULTRA Performance Data



REHEAT CAPACITY (KW)

Capacity figures below are for unit installed with Reheat Coil option (nb coil alone)

OPA 1400 Eco ULTRA @Maximum Capacity (6 800 l/s)

Air on		Outdoor coil entering air temperature (E.A.T.) °C					D.B
D.B. °C	W.B. °C	23	27	31	35	39	43
21	14	83.2	83.5	83.8	84.2	84.5	84.8
	15	85.4	85.7	86.0	86.4	86.7	87.0
	16	87.2	87.5	87.8	88.2	88.5	88.8
	17	89.4	89.7	90.0	90.4	90.7	91.0
23	15	83.6	83.9	84.2	84.6	84.9	85.2
	16	87.0	87.3	87.6	88.0	88.3	88.6
	17	89.2	89.5	89.8	90.2	90.5	90.8
	18	91.2	91.5	91.8	92.2	92.5	92.8
27	18	90.4	90.7	91.0	91.4	91.7	92.0
	19	92.4	92.7	93.0	93.4	93.7	94.0
	20	94.8	95.1	95.4	95.8	96.1	96.4
	22	98.6	98.9	99.2	99.6	99.9	100.2
31	21	101.4	101.7	102.0	102.4	102.7	103.0
	22	97.6	97.9	98.2	98.6	98.9	99.2
	23	100.2	100.5	100.8	101.2	101.5	101.8
	25	104.0	104.3	104.6	105.0	105.3	105.6

Air Cooled Packaged units

Eco ULTRA Performance Data at part load



HEATING CAPACITY (KW)

G = Gross Heating Capacity kW, based on nominal air flow.

N = Net Heating Capacity kW allowing for average defrost.

PI = Power Input kW

○ = Nominal Capacity (kW).

OPA 1400 Eco ULTRA @ Maximum Capacity (6 800 l/s)

Air on	Outdoor coil entering air temperature (E.A.T.) °C												D.B.											
D.B.	-5			-3			-1			1			3			5			7			9		
	G	N	PI	G	N	PI	G	N	PI	G	N	PI	G	N	PI	G	N	PI	G	N	PI	G	N	PI
15°C	100	88	50	106	87	50	112	88	51	114	90	51	123	106	51	129	126	52	134	134	53	140	140	53
20°C	99	87	53	104	85	54	110	87	55	113	89	55	121	104	55	127	125	56	133	133	57	139	139	57
25°C	95	84	58	101	83	59	107	84	60	110	86	60	118	102	60	124	122	60	130	130	61	135	135	62

OPA 1400 Eco ULTRA @ 100% Nominal Capacity (6 800 l/s)

Air on	Outdoor coil entering air temperature (E.A.T.) °C												D.B.											
D.B.	-5			-3			-1			1			3			5			7			9		
	G	N	PI	G	N	PI	G	N	PI	G	N	PI	G	N	PI	G	N	PI	G	N	PI	G	N	PI
15°C	87	76	31	92	75	31	96	76	32	102	76	32	105	92	32	111	109	32	116	116	32	121	121	33
20°C	85	75	33	90	74	33	95	75	34	101	80	34	105	91	34	110	108	34	115	115	35	120	120	35
25°C	83	73	35	88	72	36	93	73	36	98	78	36	102	88	36	107	105	37	112	112	37	117	117	38

OPA 1400 Eco ULTRA @ 90% Nominal Capacity (6 800 l/s)

Air on	Outdoor coil entering air temperature (E.A.T.) °C												D.B.											
D.B.	-5			-3			-1			1			3			5			7			9		
	G	N	PI	G	N	PI	G	N	PI	G	N	PI	G	N	PI	G	N	PI	G	N	PI	G	N	PI
15°C	76	67	26	81	66	27	85	67	27	87	69	27	94	81	27	98	96	27	102	102	28	107	107	28
20°C	75	66	28	80	65	28	84	66	29	86	68	29	93	80	29	97	95	29	101	101	30	106	106	30
25°C	73	64	30	77	63	30	82	64	31	84	66	31	90	78	31	95	93	31	99	99	32	103	103	32

OPA 1400 Eco ULTRA @ 80% Nominal Capacity (6 800 l/s)

Air on	Outdoor coil entering air temperature (E.A.T.) °C												D.B.											
D.B.	-5			-3			-1			1			3			5			7			9		
	G	N	PI	G	N	PI	G	N	PI	G	N	PI	G	N	PI	G	N	PI	G	N	PI	G	N	PI
15°C	68	59	23	72	59	23	76	60	23	78	61	23	83	72	23	87	87	24	91	91	24	95	95	24
20°C	67	59	24	71	58	25	75	59	25	77	60	25	82	71	25	86	86	25	90	90	25	94	94	26
25°C	65	57	26	69	56	26	72	57	27	74	58	27	80	69	27	84	84	27	88	88	27	92	92	28

OPA 1400 Eco ULTRA @ 70% Nominal Capacity (6 800 l/s)

Air on	Outdoor coil entering air temperature (E.A.T.) °C												D.B.											
D.B.	-5			-3			-1			1			3			5			7			9		
	G	N	PI	G	N	PI	G	N	PI	G	N	PI	G	N	PI	G	N	PI	G	N	PI	G	N	PI
15°C	59	52	19	63	51	20	66	52	20	68	53	20	73	73	20	76	76	20	80	80	20	83	83	20
20°C	59	51	21	62	51	21	65	52	21	67	53	21	72	72	21	75	75	21	79	79	22	82	82	22
25°C	57	50	22	60	49	22	63	50	23	65	51	23	70	70	23	74	74	23	77	77	23	80	80	23

Air Cooled Packaged units

Eco ULTRA Performance Data at part load



HEATING CAPACITY (KW)

G = Gross Heating Capacity kW, based on nominal air flow.

N = Net Heating Capacity kW allowing for average defrost.

PI = Power Input kW

OPA 1400 Eco ULTRA @ 60% Nominal Capacity (6 800 l/s)

Air on	Outdoor coil entering air temperature (E.A.T.) °C D.B.																							
D.B.	-5			-3			-1			1			3			5			7			9		
	G	N	PI	G	N	PI	G	N	PI	G	N	PI	G	N	PI	G	N	PI	G	N	PI	G	N	PI
15°C	51	45	17	54	44	17	57	45	17	58	46	17	63	63	17	65	65	17	68	68	17	71	71	17
20°C	50	44	18	53	43	18	56	44	18	57	45	18	62	62	18	65	65	18	68	68	18	70	70	19
25°C	49	43	19	51	42	19	54	43	19	56	44	19	60	60	19	63	63	20	66	66	20	69	69	20

OPA 1400 Eco ULTRA @ 50% Nominal Capacity (6 800 l/s)

Air on	Outdoor coil entering air temperature (E.A.T.) °C D.B.																							
D.B.	-5			-3			-1			1			3			5			7			9		
	G	N	PI	G	N	PI	G	N	PI	G	N	PI	G	N	PI	G	N	PI	G	N	PI	G	N	PI
15°C	43	37	14	45	37	15	48	38	15	49	38	15	52	52	15	55	55	15	57	57	15	60	60	15
20°C	42	37	15	45	36	15	47	37	16	48	38	16	52	52	16	54	54	16	57	57	16	59	59	16
25°C	41	36	16	43	35	16	46	36	17	47	37	17	50	50	17	53	53	17	55	55	17	58	58	17

Air Cooled Packaged Units

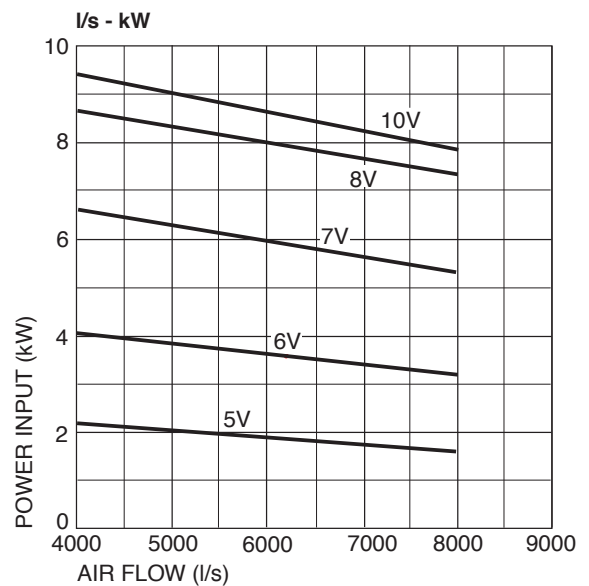
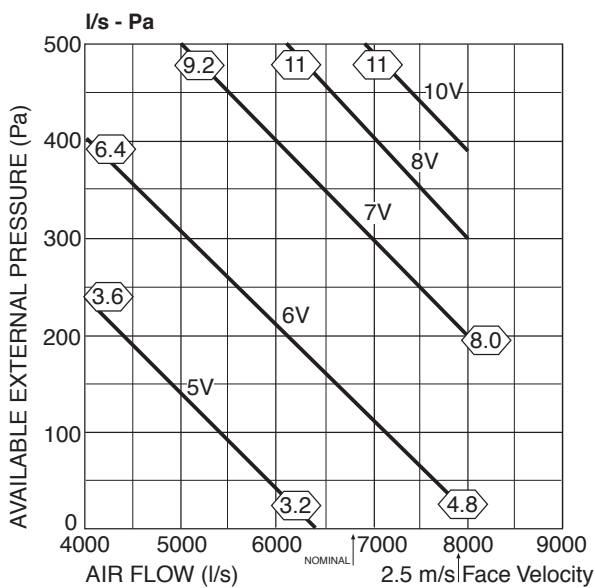
Performance Data



AIR HANDLING

Note: Airflows are for a dry coil. Reduce airflow by 5% in high moisture removal conditions. As filters are optional, the fan air flows given are for units installed without filters.

OPA 1400



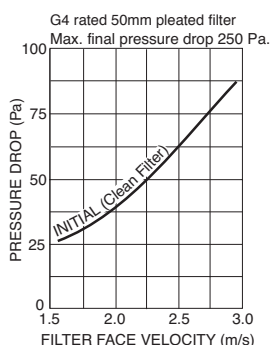
Note: Air Flow Selection

If air returning to the indoor coil is regularly expected to be above 50% relative humidity then the coil face velocity should be limited to 2.5m/s or less (refer air flow graph above)

Consideration must be given to selecting a airflow and coil face velocity that avoids water carry - over problems i.e. in high humidity (tropical/subtropical) conditions or when heavily moisture laden fresh air is introduced

Applications using complete or high proportion of fresh air should be discussed with a Temperzone sales engineer to establish the correct selection of unit.

OPTIONAL FILTERS - Pressure Drop



Air Cooled Packaged Units

Performance Data



SOUND LEVELS

Sound Power Levels (SWL) - Radiated

Measured in decibels re 1 picowatt, at nominal airflow.

Model	OUTDOOR FAN SPEED	SWL dB(A)	OCTAVE BAND FREQUENCY Hz					
			125	250	500	1K	2K	4K
OPA 1400	HIGH	84	94	83	80	78	75	68

Sound Pressure Levels (SPL)

Measured in decibels re 20 μ Pa, at nominal airflow.

Model	OUTDOOR FAN SPEED	SPL dB(A) @ 3m	OCTAVE BAND FREQUENCY Hz					
			125	250	500	1K	2K	4K
OPA 1400	HIGH	68	78	67	64	62	59	52

Sound Power Levels (SWL) - Supply Air Outlet

Test Conditions: BS 848 PT2 1985.
Installation Type A (free inlet and outlet).

Direct method of measurement (reverberant room).
Measured in decibels re 1 picowatt.

Model	INDOOR FAN SPEED	SWL dB(A)	OCTAVE BAND FREQUENCY Hz					
			125	250	500	1K	2K	4K
OPA 1400	6V	85	77	77	80	81	79	75

Sound Pressure Levels (SPL)

Measured in decibels re 20 μ Pa, at nominal airflow.

Model	INDOOR FAN SPEED	SPL dB(A) @ 3m	OCTAVE BAND FREQUENCY Hz					
			125	250	500	1K	2K	4K
OPA 1400	6V	69	61	61	64	65	63	59

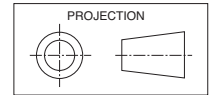
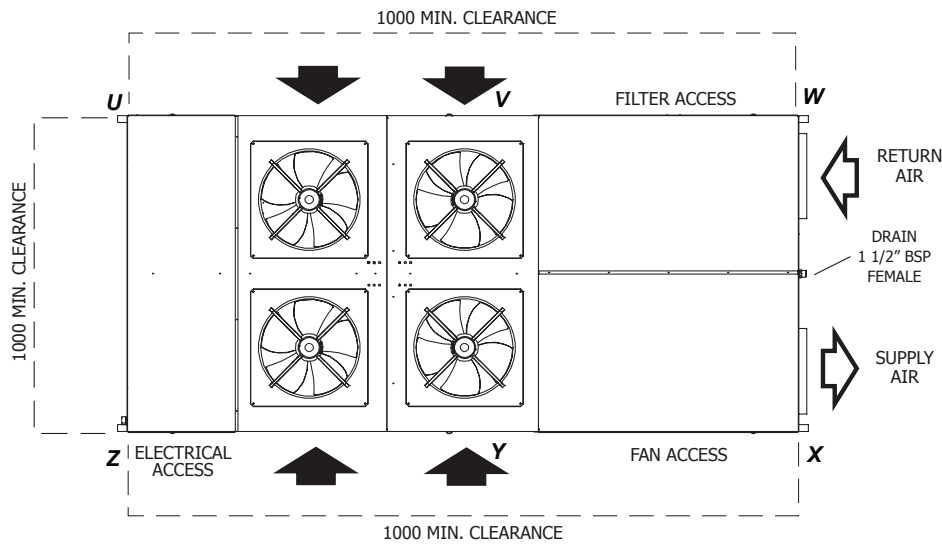
Air Cooled Packaged Units

Dimensions (mm)



FIG. 1 HORIZONTAL SUPPLY & RETURN AIR - OPA 1400RKTMO1-P

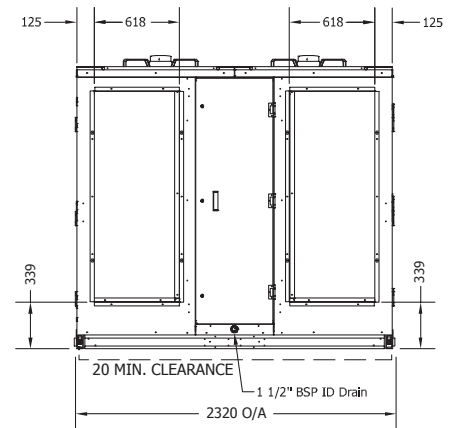
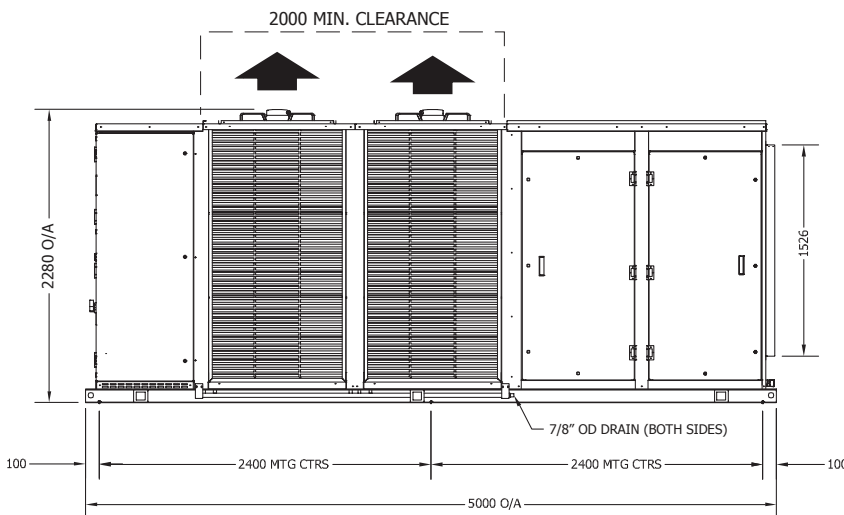
Not to Scale



POINT LOAD (kg)

U	V	W	X	Y	Z
508	399	289	426	404	383

Note: Opposite Hand version also available, i.e. OPA 1400RKTMI0; mirrored dimensions.

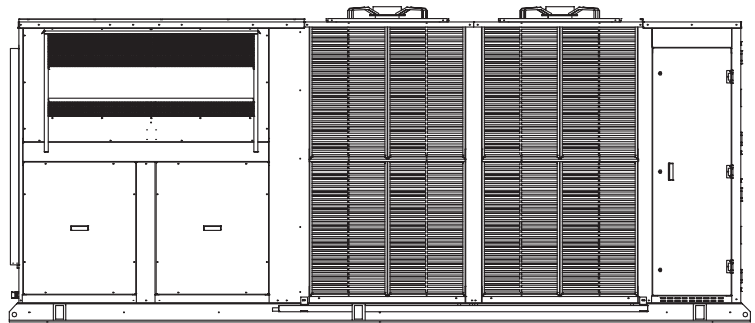
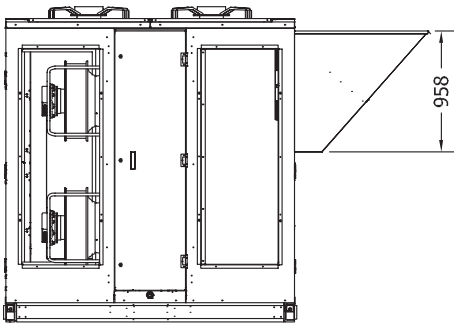
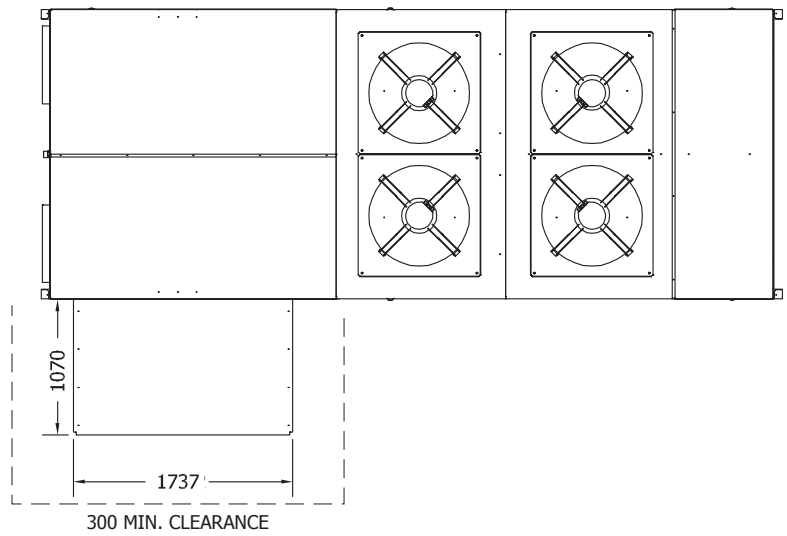
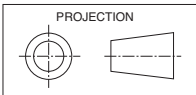


Air Cooled Packaged Units

Dimensions (mm)



FIG. 2 ECONOMISER & FRESH AIR INTAKE OPTIONS



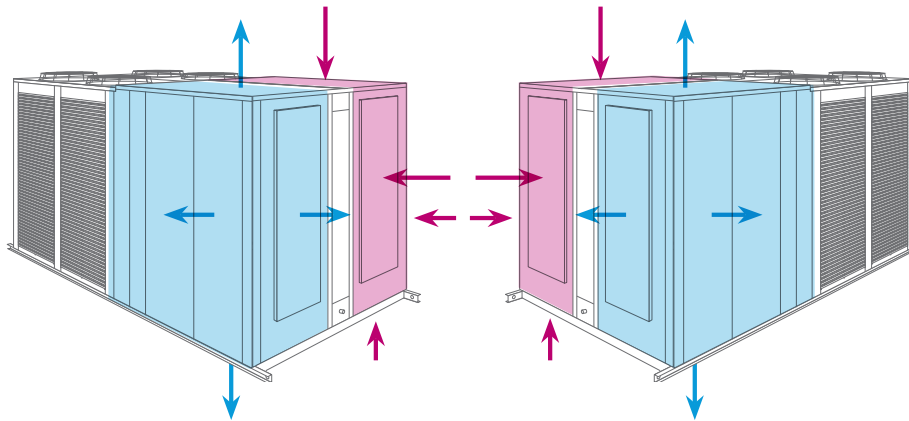
Air Cooled Packaged Units

Dimensions (mm)



CONFIGURATIONS

The units are supplied left hand supply air (when facing the unit; as shown on page 16).
Alternative configurations for supply air and return air openings are as follows:.



		Return Air w/o Economiser					
		Top	Front LH	Front RH	Down	Side LH	Side RH
Supply Air	Top	Yes	Yes	Yes	Yes	Yes	Yes
	Front LH	Yes	No	Yes	Yes	Yes	Yes
	Front RH	Yes	Yes	No	Yes	Yes	Yes
	Down	Yes	Yes	Yes	Yes	Yes	Yes
	Side LH	Yes	Yes	Yes	Yes	No	Yes
	Side RH	Yes	Yes	Yes	Yes	Yes	No

		Return Air with Economiser					
		Top	Front LH	Front RH	Down	Side LH	Side RH
Supply Air	Top	Yes	Yes	Yes	Yes	No	No
	Front LH	Yes	No	Yes	Yes	No	No
	Front RH	Yes	Yes	No	Yes	No	No
	Down	Yes	Yes	Yes	Yes	No	No
	Side LH	Yes	Yes	Yes	Yes	No	No
	Side RH	Yes	Yes	Yes	Yes	No	No

Air Cooled Packaged Units

Specifications



Model	OPA 1400RKTM-P	
Performance		
Total Cooling Capacity (gross) range *1	kW	17.4 ~ 148
Net Cooling Capacity	kW	128
Heating Capacity range	kW	14.2 ~ 133
Heating Capacity H1 *2	kW	115
EER / AEER (cooling)		3.15 / 3.14
COP / ACOP (heating)		3.33 / 3.31
Air Flow (nominal) *	l/s	6 800
Operating Range (outdoor ambient)		
Cooling		-10°C to 50°C
Heating		-15°C to 25°C
Controls		
Slave Controllers		UC8 (x4)
Master Controller		Carel c.PCO
Refrigeration Systems		
Compressor type		Inverter (x4)
Refrigerant		R410A
Refrigerant Charge	kg	11.5 / sys.
Refrigerant Charge – Reheat model	kg	Sys. 1 & 3: 12.5 / sys. Sys. 2 & 4: 11.5 / sys
Electrical		
Power Source		3 phase 400 V a.c. 50 Hz
Indoor fan type		EC Motor plug (x4)
Outdoor fan type		EC Motor axial (x4)
Indoor Fan Full Load Amps	A/ph.	3 ea.
Running Amps (Total System)	A/ph.	74 / 71 / 74
Max. Running Amps (Total System)	A/ph.	103 / 97 / 103
Cabinet		
Finish		grey polyester powder coat
IP Rating		IP44
Net Weight - Standard / Reheat model	kg	2349 / 2409

Notes:

*1 Nominal Cooling Capacity at AS/NZS 3823 conditions:
 - Indoor Entering Air Temperature 27°C D.B., 19°C W.B.;
 - Outdoor Entering Air Temperature 35°C D.B.
 Subtract indoor fan power to calculate Net Capacity.

*2 Heating Capacity at AS/NZS 3823 conditions:
 - Indoor Entering Air Temp. 21°C D.B.;
 - Outdoor Entering Air Temp. 7°C D.B., 6°C W.B.

*3 Supply air flow at Nominal Cooling Capacity conditions stated above.

Materials and specifications are subject to change without notice due to the manufacturer's ongoing research and development programme.

Air Cooled Packaged Units

Features



Model	OPA 1400RKTМ-P
Electrical	
Three Phase protection included on all motors controllers	Standard
Outdoor Humidity RH Sensors	Economiser Models
Indoor Humidity RH Sensors	Standard
Full height electrical enclosure	Standard
Single phase power socket in electrical box for service work	Standard
IP55 Rated	Standard
Refrigeration System	
Bi-Flow Electronic Expansion Valves (EEV)	Standard
Fully modulating reheat valve control	Reheat Coil Model
Epoxy Coated Indoor Coil	Standard
Additional Coil Coat Protection (Indoor Section)	Optional
Epoxy Coated Outdoor Coil	Standard
Additional Coil Coat Protection (Outdoor Section)	Optional
Epoxy Coated Reheat Coil	Reheat Coil Model
Outdoor coils with external drain tray	Standard
Indoor coils with stainless steel drain tray	Optional
Hail Protection Louvre Coil Guards	Standard
Filter rails (to suit 50 or 100m thick panel filters)	Standard
Smart Crankcase heaters	Standard
Variations	
Duct Mesh Supply Air - Down Supply Air	Optional
Duct Mesh Return Air - Bottom Return Air	Optional
Economiser without Spill Air	Standard
Economiser with Spill Air	Optional
Reheat - For RH Control*	Reheat Coil Model

Air Cooled Packaged Units

Features



Model	OPA 1400RKTМ-P
Controls	
Control Interface with LCD Display for System Operation	Standard
'Temperzone Connect' ready (incl. data logging)	Optional
Remote software update capable	Standard
Built-in Economiser function	Optional
Power monitoring of all fans and compressors	Standard
Oil and refrigeration management system	Standard
Intelligent humidity control	Standard
7 Day Programmable Time-Clock – Night mode	Standard
Quick Start-up user settings	Standard
Adjustable Indoor Fan Airflow Setpoint	Standard
Supply Air control during high latent and dehumidification	Standard
Built-in data logging	Standard
Alarm Fault Data Logger	Standard
BMS Compatibility – Modbus/IP	Standard
BMS Compatibility – BACnet IP/MSTP	Optional
Independent individual system controllers (UC8)	Standard
Rapid cycling protection	Standard
Loss of refrigerant protection	Standard
High and Low Pressure Protection	Standard
Compressor Discharge Temperature Protection	Standard
EEV control based on Combined Superheat	Standard
Indoor Coil Frost Protection	Standard
Indoor heating warm startup	Standard
Night Mode – Quiet operation	Standard
Outdoor Coil de-ice management system	Standard
pGDX Touch Wall Control Interface	Optional

www.temperzone.biz

AUCKLAND

Head Office

38 Tidal Rd, Mangere, N.Z.
Private Bag 93303, Otahuhu,
NEW ZEALAND.

Email sales@temperzone.co.nz

Phone (09) 279 5250

Fax (09) 275 5637

SYDNEY

Head Office

14 Carnegie Place, Blacktown,
NSW 2148
PO Box 8064, Seven Hills West,
NSW 2147, AUSTRALIA.

Email sales@temperzone.com.au

Phone (02) 8822 - 5700

Fax (02) 8822 - 5711

NEWCASTLE

Phone (02) 4962 - 1155

Fax (02) 4961 - 5101

LAUNCESTON

Phone (03) 6331 - 4209

Fax (03) 6333 - 0224

WELLINGTON

Phone (04) 569 3262

Fax (04) 566 6249

ADELAIDE

Phone (08) 8115 - 2111

Fax (08) 8115 - 2118

JAKARTA

Phone +62 (21) 2963 4983

Fax +62 (21) 2963 4984

CHRISTCHURCH

Phone (03) 379 3216

Fax (03) 379 5956

MELBOURNE

Phone (03) 8769 - 7600

Fax (03) 8769 - 7601

SINGAPORE

Phone +65 6733 4292

Fax +65 6235 7180

BRISBANE

Phone (07) 3308 - 8333 or
1800 - 897 - 253

Fax (07) 3308 - 8330

SHANGHAI

Phone +86 (21) 5648 2078

PERTH

Phone (08) 6399 - 5900

Fax (08) 6399 - 5932



Available from