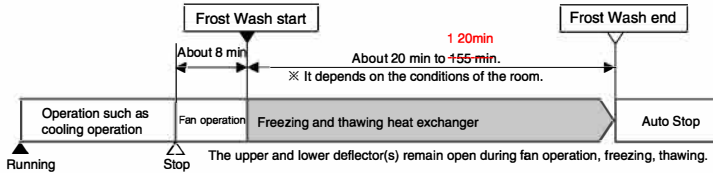



FROST WASH OPERATION (For single model connection)

- The dust and dirt adhering to indoor heat exchanger which is the cause of the smell. They are washed away by freezing and thawing of the heat exchanger.
- Frost Wash function can work when the outdoor temperature is 1°C to 43°C and Indoor humidity is 30% to 70%.
- There are two kinds of Frost Wash operation, auto mode and manual mode.

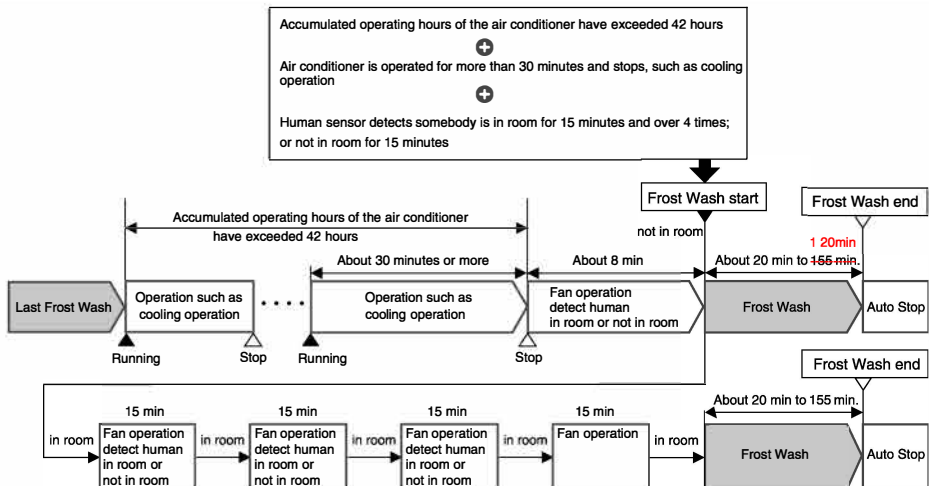
The process of Frost Wash



- "  " lamp on the indoor unit lights up during Frost Wash operation.
- If you want to stop Frost Wash operation, press the ① (START/STOP) button twice.
- When pressing the button such as cooling during Frost Wash operation, Frost Wash operation is discontinued and start the cooling operation after about 3 minutes.
- When Frost Wash is stopped during Frost Wash operation, the unit automatically restart Frost Wash operation at the next operation stop.
- In order to protect the product, Frost Wash function cannot be carried out again for about 60 minutes after Frost Wash operation is completed.

■ Frost Wash (Auto mode)

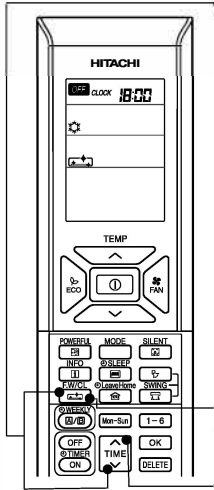
Frost Wash auto start conditions



- Sometimes the heat exchanger may not freeze depending on the conditions of the room.
- When the ON timer reaches the set time during Frost Wash operation, it will stop the Frost Wash operation and start the operation of setting mode.
- If the interval of the Off to On timer is less than 2 hours, Frost Wash operation may not be completed. In that case, it will restart Frost Wash operation at the next operation stop.
To be to normal Frost Wash (Auto mode) interval (42 hours), please stop operation of air conditioner and operate Frost Wash (Auto mode) or Frost Wash (Manual mode).



FROST WASH OPERATION (For single model connection)



To cancel Frost Wash (Auto mode)

1

At the time of the effective setting, while pressing and holding (TIME) button, press (Frost Wash/Clean) button on the same, Frost Wash (Auto mode) is canceled. "" disappears from the LCD.

To start Frost Wash (Auto mode)

2

At the time of the disabled setting, while pressing and holding (TIME) button, press (Frost Wash/Clean) button on the same, Frost Wash (Auto mode) is set. "" is displayed on the LCD.

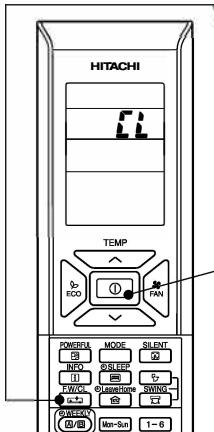
- If Frost Wash function is not in use for a long period, it may not be possible to completely wash away the dust and dirt adhering to indoor heat exchanger. It will cause odor, so please conduct frequently Frost Wash function by using the remote controller.
- Recommended time of Frost Wash operation will be informed by "" lamp flash for 15 seconds upon air conditioner operation stop.

The screen of the remote control

- At Frost Wash (Auto) reserved, "" is displayed on the LCD.
- At Frost Wash (Auto) not reserved, "" disappears from the LCD.

Frost Wash (Manual mode)

When the unit is off, press (Frost Wash/Clean) button, manual Frost Wash will start.



How to start and cancel Frost Wash (Manual mode)

1

- Press (Frost Wash/Clean) button, "" is displayed on the LCD. Frost Wash operation will start. "" lamp on the indoor unit lights up.
- After one hour, "" disappears from the LCD. After about two and half hours, the indoor unit will stop Frost Wash operation.
- In order to protect the product, Frost Wash function cannot be carried out again for about 60 minutes after the Frost Wash operation is completed.

2

- Press the (START/STOP) button, the operation will stop. "" lamp on the indoor unit turns off.

Precautions for Use

- Do not open windows or doors during frost wash operation. Water will condense on the air deflector and drips down occasionally. This will wet your furniture.
- Do not open or remove the front panel during Frost Wash operation. It may cause injury or malfunction.
- Frost Wash operation does not wash away all dust and dirt.
- Hissing, fizzy or squeaking noise may generate during Frost Wash operation.
- If the air conditioner is continuously running, Frost Wash function is not effective.
- During Frost Wash operation, if power is turned off and then power is restored, Frost Wash function will not restart.
- After turning on the power, please wait a moment if you want to start Frost Wash.