

Model	OPA 560RLTFPQ-DZ-S4
Configuration	Horizontal Supply Air + Economiser + Viking
Item No. (Standard / Opposite Hand)	877-056-701-002 / 877-056-710-002
Configuration	Downward Supply Air + Economiser + Viking
Item No. (Standard / Opposite Hand)	877-056-723-002 / 877-056-732-002
Cooling capacity (net) ¹	53.5 kW
Cooling capacity range (gross)	27.4 ~ 64.8 kW
Heating capacity ¹	57.0 kW
Heating capacity range	24.0 ~ 63.1 kW
Electrical input - cooling	17.9 kW
Electrical input - heating	19.1 kW
EER / AEER (cooling) ¹	2.99 / 2.98
COP / ACOP (heating) ¹	2.98 / 2.97
Unit Controller	UC8
Refrigerant	R32
Refrigerant Charge	13.5 kg
Minimum floor area (@2.4m below ceiling diffuser)	97 m ²
Compressor oil type	POE 46 (NXG5020 or equivalent)
Compressor type	inverter scroll
Power supply ²	3 ph. 400 V ac 50 Hz + N + E
Compressor (3ph.) run amps ¹	22 A/ph
Compressor + VSD circuit breaker	50 A
Indoor fan motor size	EC plug 560 dia. 4.2kW
Nominal air flow ¹	2 600 l/s
Indoor fan motor (3ph.) - full load	6.5 A/ph.
Outdoor fan motor (3ph.) - full load	5.2 A/ph.
Outdoor fan max. static pressure @ 6 450 l/s	125 Pa
Control circuit breaker (internal)	2 A
Auxiliary power outlet (1ph.) overload setting	10 A
Running amps (total system) ¹	24 / 22/ 24 A
Max. running amps (total system) ⁴	40 A/ph.
RCD type recommended	type B, 30mA, 3 pole
Net weight c/w Economiser	831 kg
Shipping weight c/w Economiser	895 kg

Accessories:

Filters - rated EU4/G4 disposable	019-400-005 600x500x50 (x4) ³
Filters - rated EU4/G4 washable	019-000-034 600x500x50 (x4) ³
Drain tundish (set of 2)	060-000-653

Viking Controls:

SMT-920 Controller + RS-SS Outdoor Air Sensor	supplied
RS-SSD Room temperature controller	supplied

Refer to temperzone for other options.

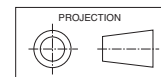
¹ Tested in accordance with AS/NZS 3823

² Voltage range: 376–440V

³ Filter sizes are nominal; refer to Temperzone for actual measurements.

⁴ For balanced supply voltage; refer Installation manual 4.1

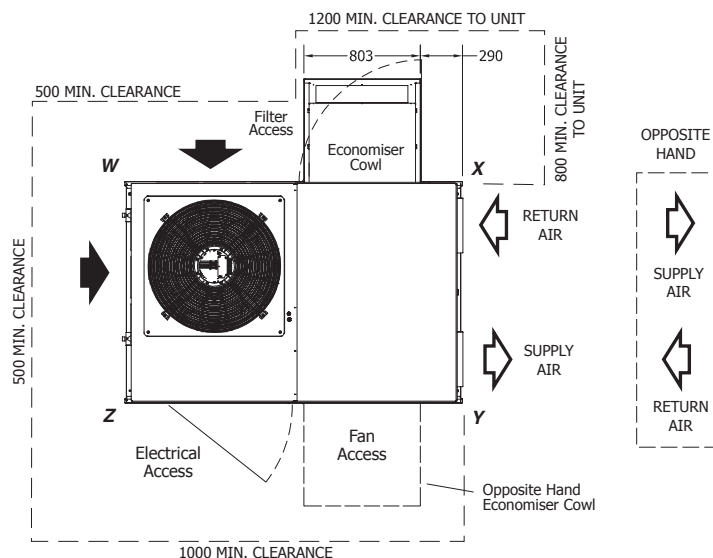
DIMENSIONS (mm)



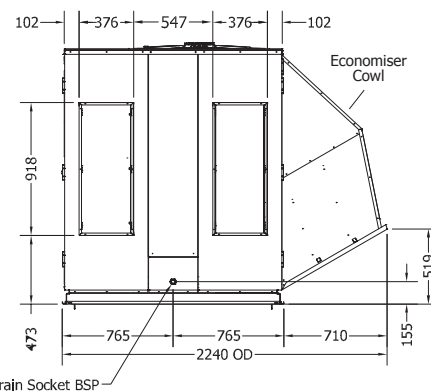
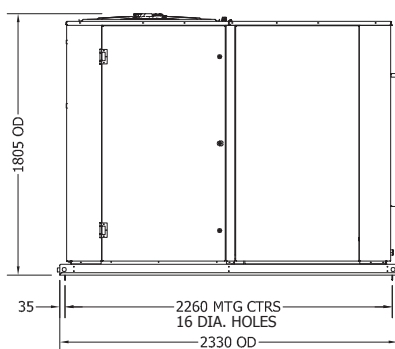
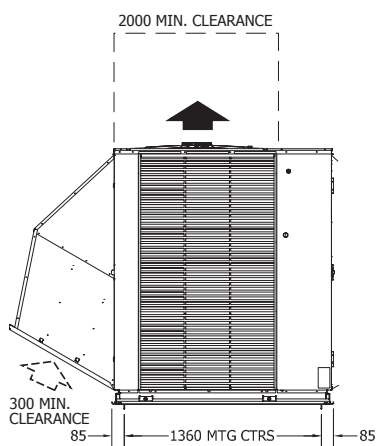
OPA 560RLTFP01-DZ-S4 Standard Hand, Horizontal Supply

Not to Scale

	POINT LOADS (kg)			
	W	X	Y	Z
Std Hd cw Ec	189	206	209	218
Op Hd cw Ec	189	209	206	218

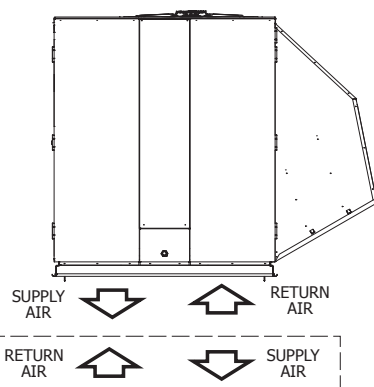
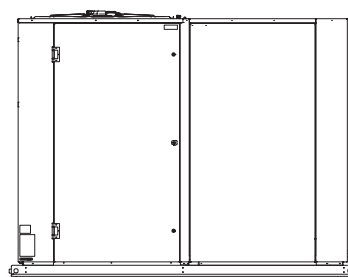
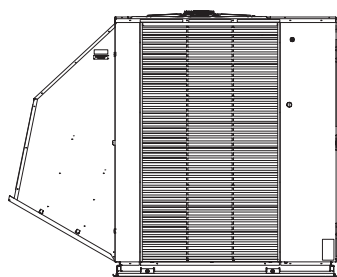
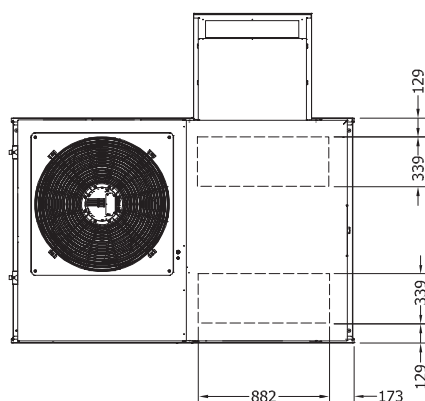


Multiple units side-by-side:
Allow a minimum of 1m
between coil faces.



OPA 560RLTFP23-DZ-S4 Standard Hand, Downward Supply

Clearances as above



NOTE

Specifications are subject to change without notice due to the manufacturer's ongoing research and development programme.

